

















CBI - CAMPEONATO BRASILEIRO LOTERIAS CAIXA DE GINÁSTICA RÍTMICA (JUVENIL) João Pessoa / PB, 26 a 30 de julho de 2023

Individual exercises – Juvenil - Nível II – All-Around ○ ● † ⊕

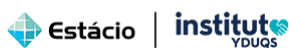
Place	Surname	Name	Repr.	Year	Level	Coach	○				●				†				⊕				Σ
							DB A	DA E	P Total	#	DB A	DA E	P Total	#	DB A	DA E	P Total	#	DB A	DA E	P Total	#	
1.	BARRIM	Julia	FANTASTICA-PR	2008	II	E20	6.0 7.800	4.2 7.200	0 25.200	1	6.5 7.150	4.6 7.150	0.05 25.350	1	6.2 7.600	3.1 7.200	0 24.100	2	6.3 7.250	3.0 6.450	0 23.000	1	97.650
2.	TORELLI	Julia	ESPERIA-SP	2008	II	E15	5.4 7.150	3.3 7.100	0 22.950	6	5.0 7.000	4.5 6.500	0 23.000	8	5.3 6.800	3.0 6.700	0 21.800	14	5.6 7.050	3.4 6.400	0 22.450	2	90.200
3.	AVILA	Kendra	AGIBLU-SC	2008	II	E2	6.4 6.650	2.9 6.250	0 22.200	10	6.6 6.950	3.9 7.000	0.05 24.400	3	5.2 6.850	2.7 6.000	0 20.750	23	5.7 7.300	3.2 6.250	0 22.450	3	89.800
4.	ANSELMO	Isabella	AGINAT-RN	2010	II	E4	5.6 6.750	3.0 6.000	0.30 21.050	22	5.4 7.250	4.5 7.700	0 24.850	2	5.7 7.000	2.9 6.150	0 21.750	15	4.7 7.300	3.2 6.000	0 21.200	6	88.850
5.	BECKER	Sarah	AGITO-PR	2009	II	E9	4.0 6.900	4.1 6.150	0 21.150	19	4.8 7.050	4.0 7.400	0.05 23.200	6	6.1 7.050	3.3 7.050	0 23.500	4	3.5 6.750	3.6 6.200	0.05 20.000	11	87.850
6.	PEREIRA	Luisa	CASSAB-DF	2008	II	E10	5.4 7.350	3.6 6.950	0 23.300	2	4.7 7.100	3.4 7.050	0 22.250	14	4.3 7.000	3.0 6.550	0 20.850	22	3.8 6.800	3.3 5.900	0 19.800	13	86.200
7.	OLIVEIRA	Mariana	CETGYM-BA	2009	II	E12	6.4 6.700	3.9 6.250	0 23.250	3	4.8 6.850	3.5 6.850	0 22.000	16	6.5 6.850	2.9 6.500	0 22.750	7	3.7 6.000	2.7 5.650	0.05 18.000	34	86.000
8.	ALCANTARA	Isabela	IFCGYM-PE	2010	II	E17	4.1 6.800	3.8 6.100	0 20.800	28	5.0 6.750	3.1 6.600	0 21.450	22	5.2 7.250	3.6 7.050	0 23.100	5	4.6 6.900	2.4 6.650	0 20.550	10	85.900
9.	BRAGA	Asheley	MEC-AM	2008	II	E25	4.9 6.350	2.9 5.400	0 19.550	44	6.0 7.050	3.6 7.000	0 23.650	5	4.9 6.800	2.9 6.550	0 21.150	18	5.5 6.950	3.0 6.000	0 21.450	5	85.800
10.	LOUBACK	Sophia	INCESP-ES	2009	II	E22	3.8 7.350	3.8 6.900	0 21.850	13	4.1 6.600	4.3 7.300	0 22.300	13	4.2 6.900	3.1 6.800	0 21.000	20	3.1 6.750	3.1 6.850	0 19.800	12	84.950
11.	IAGINSKI	Beatriz	AGRDJ-SC	2009	II	E6	5.5 6.850	3.5 6.100	0.30 21.650	14	5.2 7.250	3.6 7.000	0 23.050	7	4.8 7.050	3.9 6.400	0 22.150	11	3.6 6.500	2.7 5.250	0.60 17.450	41	84.300
12.	DELAZERI	Isabelle	ITP-PR	2009	II	E23	4.8 6.350	4.4 6.600	0 22.150	12	4.6 6.650	3.4 7.150	0 21.800	17	5.8 6.450	2.9 6.750	0 21.900	12	3.4 6.600	2.1 6.250	0 18.350	29	84.200
13.	SCHUCK	Julie	LBCRC-SC	2008	II	E24	5.8 6.800	3.6 6.850	0 23.050	5	3.9 6.650	4.2 6.700	0 21.450	21	5.2 7.350	3.0 6.700	0 22.250	10	3.4 5.950	2.4 5.350	0 17.100	46	83.850
















Generated by sporttech.io official scoring system at Jul 28, 2023 6:14:09 PM. Live results at www.sporttech.io/explore.



Place	Surname	Name	Repr.	Year	Level	Coach	○				●				II				⊕				Σ
							DB A	DA E	P Total	#	DB A	DA E	P Total	#	DB A	DA E	P Total	#	DB A	DA E	P Total	#	
14.	MORENO	Patricia	 MEC-AM	2008	II	E25	3.7 6.000	3.6 6.050	0.30 19.050	53	4.3 6.600	3.4 7.050	0 21.350	24	5.4 7.350	3.0 6.800	0.30 22.250	9	5.5 6.550	2.8 6.200	0 21.050	7	83.700
15.	SILVA	Giovana	 AGIRPIN-SP	2009	II	E5	4.8 6.650	3.3 6.300	0 21.050	21	5.0 6.650	2.6 7.400	0 21.650	19	5.0 6.700	3.7 7.000	0 22.400	8	3.8 6.050	3.5 5.150	0 18.500	26	83.600
16.	MELO	Livia	 TRYADE-SP	2009	II	E7	6.8 6.800	2.8 7.100	0.30 23.200	4	5.1 6.750	2.2 6.950	0 21.000	30	4.8 6.700	2.1 6.150	0 19.750	40	5.3 6.400	1.8 6.050	0 19.550	14	83.500
17.	TAVARES	Bianca	 SPFC-SP	2010	II	E27	5.1 6.550	3.7 6.800	0 22.150	11	5.2 7.050	3.0 6.950	0 22.200	15	5.0 6.100	2.6 4.950	0.60 18.050	64	6.3 6.650	2.3 5.850	0.10 21.000	8	83.400
18.	BATISTA	Anna	 CETGYM-BA	2008	II	E12	4.8 7.000	3.2 5.950	0.05 20.900	25	4.6 7.100	3.2 6.450	0 21.350	25	5.2 7.100	2.5 6.400	0 21.200	16	4.5 6.350	2.5 5.700	0 19.050	21	82.500
19.	FACIN	Juliana	 ITP-PR	2008	II	E23	5.0 6.700	2.2 6.300	0 20.200	35	5.0 6.350	2.6 7.000	0 20.950	31	5.3 6.750	3.0 6.800	0 21.850	13	4.5 6.150	2.4 6.050	0 19.100	19	82.100
20.	CLEMENTINO	Raissa	 TRYADE-SP	2008	II	E7	4.8 6.600	2.0 5.950	0.10 19.250	47	3.9 6.950	2.6 6.950	0.05 20.350	37	4.4 6.900	2.9 6.400	0 20.600	26	4.0 6.700	2.3 6.300	0 19.300	17	79.500
21.	VALASKI	Rafaella	AGINARC-PR	2009	II		5.0 6.100	2.2 5.950	0.05 19.200	51	4.0 6.250	2.2 5.700	0 18.150	68	6.3 7.100	3.6 6.850	0 23.850	3	4.5 6.500	1.7 5.600	0 18.300	31	79.500
22.	SILVA	Letycia	 DUNAMYS-PR	2009	II		5.0 6.800	3.4 7.000	0 22.200	9	4.0 6.950	2.4 6.500	0 19.850	47	4.9 6.700	2.8 6.150	0 20.550	27	3.2 6.250	1.8 5.600	0 16.850	50	79.450
23.	FREIRES	Ana	 KNGC-ES	2010	II		5.3 7.250	3.1 6.700	0 22.350	8	4.4 6.250	2.9 6.550	0 20.100	41	4.2 6.750	2.0 6.000	0.30 18.650	56	4.3 6.350	1.3 6.250	0 18.200	32	79.300
24.	COSTA	Samara	 CSC-SP	2008	II		4.6 5.850	3.0 5.800	0.30 18.950	54	6.0 6.700	2.9 6.950	0 22.550	11	4.6 6.300	2.3 6.000	0 19.200	45	6.4 5.600	1.7 4.850	0.05 18.500	27	79.200
25.	OLIVEIRA	Maria	 FAE-SP	2008	II	E19	5.2 5.950	3.0 5.600	0 19.750	39	4.0 6.000	2.7 5.900	0 18.600	63	5.2 6.700	4.0 6.900	0 22.800	6	3.8 6.350	1.8 5.900	0 17.850	38	79.000
26.	CISNEROS	Livia	 SPFC-SP	2009	II	E27	5.1 6.850	2.9 6.250	0 21.100	20	5.0 6.150	3.0 6.050	0.30 19.900	45	5.5 6.050	2.9 6.100	0 20.550	28	3.2 6.100	2.3 5.500	0 17.100	45	78.650
27.	LIMA	Alessandra	 KADOSH-BA	2008	II		4.2 6.950	2.9 6.400	0 20.450	30	5.2 6.850	2.0 6.600	0.05 20.600	34	5.5 6.100	2.4 6.050	0.30 19.750	41	4.1 6.150	2.8 5.050	0.30 17.800	39	78.600
28.	SANTOS	Larissa	 ADIEE-SC	2009	II	E1	4.4 6.900	2.9 6.800	0.05 20.950	24	3.5 6.450	2.2 7.450	0 19.600	50	4.3 6.650	3.0 6.400	0 20.350	31	3.0 6.100	2.4 6.100	0 17.600	40	78.500















Generated by sporttech.io official scoring system at Jul 28, 2023 6:14:09 PM. Live results at www.sporttech.io/explore.



Place	Surname	Name	Repr.	Year	Level	Coach	○				●				II				⊕				Σ
							DB A	DA E	P Total	#	DB A	DA E	P Total	#	DB A	DA E	P Total	#	DB A	DA E	P Total	#	
29.	LIMA	Maria	 CIIRA-SE	2009	II	E16	4.5 7.000	3.1 6.750	0 21.350	16	4.1 6.600	2.6 6.400	0 19.700	49	4.6 6.250	1.8 6.350	0 19.000	51	3.0 6.750	2.8 5.900	0 18.450	28	78.500
30.	SANCHEZ	Alejandra	 CMGYM-PE	2008	II		4.3 5.900	3.1 5.550	0.60 18.250	63	4.8 6.150	3.6 6.350	0.35 20.550	35	5.5 6.350	2.5 6.600	0 20.950	21	4.0 6.500	2.0 6.150	0.05 18.600	22	78.350
31.	JORDÃO	Bruna	 IFCGYM-PE	2010	II	E17	3.9 6.250	3.4 5.700	0 19.250	48	5.0 6.750	2.8 6.850	0 21.400	23	4.5 6.450	2.9 6.450	0 20.300	32	4.1 6.550	1.7 5.350	0.30 17.400	42	78.350
32.	ESPINOLA	Giulia	 CASSAB-DF	2009	II	E10	5.0 6.700	3.1 5.400	0.05 20.150	36	4.2 6.900	3.4 6.700	0 21.200	27	4.0 6.150	2.7 6.100	0.30 18.650	55	3.3 6.300	3.2 5.700	0.60 17.900	36	77.900
33.	FERRARO	Maria	 CEGYM-BA	2008	II		4.7 6.450	2.9 5.600	0 19.650	41	4.9 6.150	2.6 6.500	0 20.150	40	5.7 6.350	2.2 5.700	0 19.950	36	4.1 6.200	2.3 5.300	0 17.900	37	77.650
34.	OLIVEIRA	Milyanne	 MEC-AM	2009	II	E25	4.1 7.150	3.5 6.000	0.30 20.450	32	3.2 7.000	4.1 7.450	0 21.750	18	3.8 6.650	2.6 5.750	0 18.800	53	3.4 6.500	1.5 4.850	0 16.250	52	77.250
35.	MARINHO	Maria	 SFC-SP	2008	II	E26	5.3 6.350	3.2 5.050	0 19.900	38	6.0 6.750	2.3 6.250	0 21.300	26	4.2 5.350	2.8 4.200	0 16.550	79	4.9 6.700	2.3 5.300	0 19.200	18	76.950
36.	SILVA	Amanda	 IFC-PE	2010	II		5.7 6.200	2.4 6.550	0 20.850	26	4.2 6.400	4.5 7.450	0 22.550	10	3.6 6.000	2.6 6.550	0 18.750	54	3.1 5.450	1.2 4.800	0 14.550	71	76.700
37.	PEREIRA	Raissa	 AABB-RJ	2009	II	E8	4.7 6.250	3.0 5.650	0 19.600	43	4.1 5.750	3.4 4.250	0.90 16.600	83	6.1 6.450	2.3 6.250	0 21.100	19	4.6 6.400	2.5 6.000	0.10 19.400	16	76.700
38.	ANGELLO	Danielle	 ESPERIA-SP	2009	II	E15	5.2 6.900	2.1 6.250	0 20.450	31	5.0 6.050	2.7 6.350	0 20.100	42	5.1 6.450	2.8 5.950	0 20.300	34	4.3 5.800	2.4 3.800	0.60 15.700	60	76.550
39.	DIOGENES	Julia	 MAPLE BEAR-RN	2010	II		3.5 5.900	2.4 6.150	0 17.950	68	4.2 6.900	3.2 6.800	0 21.100	29	3.8 6.050	2.7 5.950	0.60 17.900	67	3.7 6.650	2.9 6.200	0.05 19.400	15	76.350
40.	BATISTA	Leticia	 CSC-SP	2008	II		5.3 6.850	2.7 6.600	0 21.450	15	5.2 7.000	2.9 5.800	0 20.900	33	4.4 6.050	2.1 5.400	0.30 17.650	69	3.6 6.600	2.1 4.150	0.30 16.150	54	76.150
41.	CRUZ	Anne	 CIIRA-SE	2009	II	E16	3.6 6.600	3.3 6.750	0 20.250	34	3.5 6.650	2.5 6.950	0 19.600	52	3.9 6.900	2.6 7.000	0 20.400	29	2.4 6.000	1.7 5.400	0 15.500	61	75.750
42.	SANTOS	Jamilly	 AGIRPIN-SP	2010	II	E5	3.5 6.250	3.3 5.850	0 18.900	56	4.9 6.100	3.0 6.300	0.30 20.000	44	4.7 6.100	2.6 6.050	0 19.450	44	3.6 5.950	2.1 5.600	0 17.250	44	75.600
43.	PERINI	Lara	 AABB-RJ	2010	II	E8	4.9 6.050	2.9 3.900	0.60 17.150	77	4.1 6.350	3.2 5.900	0 19.550	53	4.4 6.150	3.0 6.250	0 19.800	38	5.0 6.200	2.1 5.100	0.30 18.100	33	74.600
















Generated by sporttech.io official scoring system at Jul 28, 2023 6:14:09 PM. Live results at www.sporttech.io/explore.



Place	Surname	Name	Repr.	Year	Level	Coach	○				●				II				⊕				Σ
							DB A	DA E	P Total	#	DB A	DA E	P Total	#	DB A	DA E	P Total	#	DB A	DA E	P Total	#	
44.	BARBOSA	Lira	 FIT RITMO-DF	2009	II		4.1 6.550	1.6 5.550	0 17.800	71	4.4 6.200	2.7 5.600	0 18.900	59	4.4 6.250	2.3 6.200	0 19.150	46	3.9 6.350	2.9 5.400	0 18.550	24	74.400
45.	SELL	Manuela	 ADIEE-SC	2009	II	E1	5.1 6.100	2.1 6.150	0 19.450	45	4.6 6.000	1.8 7.000	0 19.400	54	4.6 6.450	3.0 6.300	0.05 20.300	33	2.9 5.700	1.6 5.200	0.40 15.000	69	74.150
46.	HANSEN	Valentina	AGRDJ-SC	2009	II	E6	3.3 6.350	2.8 5.450	0.30 17.600	74	4.0 6.950	3.3 6.300	0 20.550	36	5.0 6.950	1.8 5.250	0.05 18.950	52	3.0 6.800	1.2 6.050	0 17.050	47	74.150
47.	AGOSTINI	Maite	 ATIMGIR-SC	2010	II		4.8 6.200	1.1 6.600	0.05 18.650	58	3.8 6.100	2.1 6.850	0 18.850	60	4.6 6.550	1.6 6.300	0 19.050	48	3.1 6.450	1.9 5.800	0 17.250	43	73.800
48.	BRUNOW	Esther	 INCESP-ES	2010	II	E22	3.7 6.700	2.9 5.800	0 19.100	52	3.5 5.900	3.2 5.650	0.45 17.800	70	3.0 6.600	2.3 6.450	0 18.350	59	3.2 6.650	2.5 6.150	0 18.500	25	73.750
49.	MININI	Livia	 GR TEAM-SC	2008	II		4.1 6.550	2.1 6.100	0 18.850	57	3.4 6.350	3.1 6.300	0.30 18.850	61	5.1 6.300	2.6 5.900	0 19.900	37	4.3 5.600	0.6 5.300	0 15.800	57	73.400
50.	SOARES	Ana Gabriela	 ABGR-SC	2008	II		3.8 6.350	2.4 5.900	0.10 18.350	59	4.0 6.000	1.8 6.450	0 18.250	66	3.8 5.800	2.0 5.950	0 17.550	72	4.8 6.400	2.0 5.850	0 19.050	20	73.200
51.	DUARTE	Isabelli	 AGIBLU-SC	2010	II	E2	4.8 6.500	2.9 5.600	0.10 19.700	40	3.8 6.450	1.8 6.500	0.05 18.500	64	4.7 6.550	2.1 5.750	0 19.100	47	3.8 6.000	1.2 4.800	0 15.800	58	73.100
52.	GIROLOMETTO	Gabriela	 ITP-PR	2010	II	E23	4.4 5.750	3.5 5.600	0.30 18.950	55	4.0 5.700	2.8 6.100	0 18.600	62	4.8 6.200	2.7 6.100	0 19.800	39	3.1 5.550	3.0 4.400	0.60 15.450	63	72.800
53.	MILICIC	Julia	 FAE-SP	2009	II	E19	3.3 6.500	1.9 5.500	0.30 16.900	80	4.2 6.950	3.0 7.000	0 21.150	28	2.5 6.150	2.2 5.200	0 16.050	81	3.2 7.050	2.3 6.000	0 18.550	23	72.650
54.	BARBI	Vitoria	 ABGR-SC	2008	II		3.7 6.050	2.5 6.050	0 18.300	60	4.6 6.200	1.8 6.300	0 18.900	58	4.2 5.800	1.7 5.350	0 17.050	74	4.2 6.450	1.8 5.500	0 17.950	35	72.200
55.	XAVIER	Sofhia	 CTETA-SE	2009	II	E11	3.5 6.400	1.6 6.300	0 17.800	69	4.4 6.400	2.0 7.050	0 19.850	46	3.6 5.800	2.2 6.500	0 18.100	62	3.8 5.950	1.6 4.800	0 16.150	53	71.900
56.	YAMAMOTO	Naomi	 CCRN-SP	2008	II		3.6 5.650	2.7 5.500	0 17.450	75	3.3 6.300	3.0 6.000	0.30 18.300	65	3.8 6.200	2.8 6.250	0 19.050	49	3.8 5.650	1.9 5.450	0 16.800	51	71.600
57.	SOUZA	Carolina	 CCRN-SP	2008	II		5.2 7.000	2.8 6.150	0 21.150	18	3.3 6.350	2.2 5.650	0 17.500	78	4.2 6.000	2.9 6.350	0 19.450	43	2.8 5.650	1.7 3.700	0.60 13.250	82	71.350
58.	SILVA	Anne	 CTETA-SE	2009	II		4.8 6.300	2.6 5.650	0 19.350	46	3.1 5.750	2.9 5.650	0 17.400	79	3.5 6.150	2.9 5.850	0 18.400	58	2.6 5.800	1.8 5.700	0 15.900	56	71.050















Generated by sporttech.io official scoring system at Jul 28, 2023 6:14:09 PM. Live results at www.sporttech.io/explore.



Place	Surname	Name	Repr.	Year	Level	Coach	○				●				II				⊕				Σ
							DB A	DA E	P Total	#	DB A	DA E	P Total	#	DB A	DA E	P Total	#	DB A	DA E	P Total	#	
59.	SILVA	Estela	 CASSAB-DF	2009	II	E10	3.3 5.600	2.1 4.700	1.10 14.600	88	4.6 6.450	2.2 6.750	0 20.000	43	4.2 6.450	2.5 6.000	0.10 19.050	50	3.7 6.200	1.9 5.400	0.30 16.900	49	70.550
60.	SANTOS	Sophia	 IDFG-SE	2008	II		4.1 5.950	1.4 5.700	0 17.150	76	4.1 6.000	2.4 6.600	0 19.100	56	4.3 5.950	1.5 6.000	0 17.750	68	3.0 5.350	1.5 5.400	0 15.250	67	69.250
61.	SANTOS	Eloa	 SFC-SP	2010	II	E26	5.0 5.800	2.4 5.150	0.30 18.050	66	3.3 5.500	1.9 5.650	0.35 16.000	86	4.7 6.050	2.2 5.100	0.10 17.950	66	4.7 5.700	2.4 5.150	0.90 17.050	48	69.050
62.	GONCALVES	Maria	 SZNFC-SP	2009	II	E28	5.1 6.400	3.3 6.050	0 20.850	27	3.5 5.550	1.9 6.000	0 16.950	81	3.0 5.750	2.3 5.800	0 16.850	75	2.7 5.300	2.0 4.150	0 14.150	73	68.800
63.	DURAN	Luisa	 RITMUS-RJ	2010	II		3.7 6.050	2.9 5.650	0 18.300	61	3.4 6.250	2.2 5.750	0 17.600	73	3.4 6.450	2.3 6.050	0.10 18.100	63	3.7 5.550	1.2 3.850	0.30 14.000	76	68.000
64.	SANTOS	Lorena	 CTETA-SE	2008	II	E11	4.1 6.100	2.5 5.350	0 18.050	65	4.4 6.500	2.5 6.350	0 19.750	48	2.3 5.250	1.8 5.700	0 15.050	87	3.0 6.050	1.1 4.250	0 14.400	72	67.250
65.	BARRETO	Alyce	 CSS-SE	2010	II	E13	4.0 5.950	1.6 6.250	0 17.800	70	2.4 5.850	1.5 6.400	0 16.150	85	3.0 6.350	1.7 6.050	0 17.100	73	2.7 5.800	1.5 5.550	0.30 15.250	66	66.300
66.	MOTA	Ingrid	 IDFG-SE	2008	II		3.7 5.500	3.0 5.900	0.05 18.050	64	2.1 5.600	2.1 5.950	0.05 15.700	90	4.0 5.900	2.7 5.900	0.10 18.400	57	2.3 5.450	0.9 5.750	0.30 14.100	74	66.250
67.	NOGUEIRA	Emilly	 CTETA-SE	2010	II		2.9 5.250	2.1 4.950	0 15.200	84	4.8 6.050	2.1 6.400	0.30 19.050	57	4.2 6.000	1.9 5.850	0 17.950	65	2.4 5.600	1.2 4.600	0.05 13.750	78	65.950
68.	SILVA	Beatriz	 SZNFC-SP	2008	II	E28	3.5 5.450	1.2 5.300	0.35 15.100	86	4.0 5.500	1.7 6.500	0 17.700	72	4.2 5.500	1.5 6.350	0 17.550	71	3.3 5.700	1.5 5.050	0.15 15.400	64	65.750
69.	GOSCH	Livia	 LBCRC-SC	2010	II	E24	3.4 6.250	1.4 5.850	0 16.900	79	3.0 5.950	3.0 6.300	0.05 18.200	67	3.8 6.050	1.4 5.200	0 16.450	80	2.5 5.700	1.4 4.550	0.10 14.050	75	65.600
70.	MENESES	Yanne	 CTETA-SE	2008	II	E11	4.1 5.500	2.5 5.950	0.40 17.650	72	3.3 6.050	1.6 6.550	0 17.500	75	3.0 5.400	2.2 5.650	0.30 15.950	82	2.5 5.650	1.4 4.300	0 13.850	77	64.950
71.	VASQUES	Rafaela	 ABACO-SP	2009	II		3.5 5.950	2.9 5.350	0.05 17.650	73	4.0 5.800	1.7 4.800	0 16.300	84	3.5 5.250	2.0 4.700	0 15.450	84	3.2 5.750	1.5 4.650	0 15.100	68	64.500
72.	MONTEIRO	Emilly	 SZNFC-SP	2008	II	E28	3.2 5.550	1.8 5.450	0 16.000	81	3.0 5.250	1.5 6.100	0.05 15.800	88	3.3 5.700	1.7 5.900	0 16.600	77	3.8 5.800	1.2 4.900	0 15.700	59	64.100
73.	ROESLER	Isadora	 ADIEE-SC	2010	II	E1	4.3 5.250	1.0 4.550	0.60 14.500	91	3.7 5.900	1.6 6.300	0 17.500	76	4.4 5.100	2.4 5.750	0.05 17.600	70	1.7 5.150	1.2 5.300	0 13.350	81	62.950













Generated by sporttech.io official scoring system at Jul 28, 2023 6:14:09 PM. Live results at www.sporttech.io/explore.



Place	Surname	Name	Repr.	Year	Level	Coach	○				●				II				⊕				Σ
							DB A	DA E	P Total	#	DB A	DA E	P Total	#	DB A	DA E	P Total	#	DB A	DA E	P Total	#	
74.	ALVES	Yasmin	 ESPERIA-SP	2009	II		5.3 6.550	2.5 5.650	0 20.000	37	5.4 6.850	3.7 6.400	0 22.350	12	3.8 6.900	2.5 6.350	0 19.550	42					61.900
75.	DOY	Julia	 AGITO-PR	2010	II		4.0 6.600	3.3 5.650	0.30 19.250	49	4.1 7.200	3.3 7.000	0 21.600	20	5.2 6.600	2.2 6.650	0 20.650	24					61.500
76.	SALVADOR	Camilla	AGRDJ-SC	2010	II	E6	3.1 6.150	2.2 4.700	0.30 15.850	82	3.1 6.150	2.9 5.600	0.35 17.400	80	2.8 5.400	1.5 4.750	0 14.450	88	2.8 5.400	1.1 4.600	0.30 13.600	79	61.300
77.	AMPARO	Yasmin	 CTETA-SE	2008	II		2.9 5.050	1.5 5.150	0 14.600	87	3.5 5.900	1.8 6.350	0 17.550	74	3.9 5.250	2.3 5.250	0.10 16.600	78	2.5 5.100	0.8 3.950	0 12.350	84	61.100
78.	MULLER	Ana	 CRP-MT	2008	II		2.4 5.300	1.9 5.050	0.10 14.550	89	3.2 5.800	1.5 5.300	0 15.800	89	3.0 5.600	2.5 5.750	0 16.850	76	2.9 5.250	0.4 4.500	0 13.050	83	60.250
79.	COTAN	Rebeca	 AGIR-PR	2010	II		4.1 6.600	1.4 7.100	0 19.200	50	4.0 6.600	2.8 6.950	0 20.350	38	5.0 6.600	1.8 7.000	0 20.400	30					59.950
80.	LOBO	Marcely	 JUVENAL-PA	2008	II		3.8 5.500	1.3 4.900	0.30 15.200	85	2.6 5.650	1.5 5.300	0.35 14.700	94	3.6 5.650	1.2 5.650	0.30 15.800	83	2.3 5.550	0.6 5.000	0 13.450	80	59.150
81.	CARDOSO	Jully	 CSS-SE	2009	II	E13	3.0 5.950	1.1 5.450	0.05 15.450	83	3.0 5.700	1.7 5.100	0 15.500	92	1.8 5.650	2.3 5.450	0 15.200	85	1.8 5.400	0.3 4.000	0 11.500	85	57.650
82.	CASTILHO	Graziella	 JUVENAL-PA	2010	II		3.0 5.250	1.5 4.650	0 14.400	92	3.7 5.750	1.1 6.250	0 16.800	82	3.2 5.800	1.4 5.100	0.35 15.150	86	2.1 4.600	0.1 3.300	0.30 9.800	89	56.150
83.	SANTOS	Bruna	 SFC-SP	2008	II		4.9 6.100	1.2 6.100	0.05 18.250	62	3.1 6.600	1.3 6.700	0 17.700	71	4.2 6.450	3.2 6.200	0 20.050	35					56.000
84.	PAGOTTO	Julia	 ESPERIA-SP	2009	II		4.9 6.400	3.3 6.050	0 20.650	29	3.8 6.050	2.8 5.500	0.30 17.850	69					3.0 6.350	0.9 5.250	0 15.500	62	54.000
85.	SARAIVA	Ana Heloysa	 AEGYM-MA	2008	II		2.9 5.100	1.1 4.550	0.30 13.350	93	3.4 5.900	1.3 5.650	0.35 15.900	87	2.3 5.200	1.4 4.800	0 13.700	90	2.1 4.850	0.1 3.700	0.30 10.450	88	53.400
86.	OLIVEIRA	Luiza	 ADIEE-SC	2009	II		4.3 6.800	2.4 6.450	0.35 19.600	42	3.6 6.150	1.6 6.250	0.10 17.500	77					3.4 5.950	1.2 5.450	0 16.000	55	53.100
87.	CARDOSO	Juliana	 CRP-MT	2008	II		1.7 4.750	1.7 4.500	0 12.650	94	2.5 5.350	1.5 5.500	0 14.850	93	1.3 5.300	2.0 5.450	0 14.050	89	1.8 5.000	0.5 4.150	0.30 11.150	87	52.700
88.	AMARAL	Mariah	 AABB-RJ	2009	II		2.5 6.000	1.8 4.550	0.30 14.550	90					5.0 5.950	1.5 5.850	0 18.300	60	2.8 6.100	1.1 5.250	0.30 14.950	70	47.800

Generated by sporttech.io official scoring system at Jul 28, 2023 6:14:09 PM. Live results at www.sporttech.io/explore.



Place	Surname	Name	Repr.	Year	Level	Coach	○				●				II				⊗				Σ
							DB A	DA E	P Total	#	DB A	DA E	P Total	#	DB A	DA E	P Total	#	DB A	DA E	P Total	#	
89.	SANTOS	Lara	 SFC-SP	2009	II		3.2 6.150	2.2 5.450	0 17.000	78	1.8 5.700	1.7 4.850	0 14.050	95					3.0 6.200	1.4 5.050	0.30 15.350	65	46.400
90.	BRUM	Rhayane	 AGITO-PR	2009	II	E9									5.9 7.350	4.0 7.250	0.05 24.450	1	4.9 6.700	3.7 6.550	0 21.850	4	46.300
91.	SILVA	Kauana	 AGITO-PR	2009	II	E9	4.8 6.900	4.0 6.900	0 22.600	7	4.2 6.900	4.5 7.350	0.05 22.900	9									45.500
92.	ARANDA	Giovana	 FANTASTICA-PR	2009	II		4.1 7.550	2.4 6.950	0 21.000	23	5.8 7.100	4.2 6.900	0 24.000	4									45.000
93.	ARAUJO	Maisa	 GYMCLUBE-BA	2010	II		1.1 4.750	0.7 2.900	0 9.450	95	1.2 4.900	0.7 4.200	0 11.000	96	1.5 4.650	1.1 4.200	0 11.450	91	1.8 4.700	0.6 4.100	0 11.200	86	43.100
94.	ROCHA	Maria	 FANTASTICA-PR	2009	II	E20	5.3 7.300	1.9 6.750	0 21.250	17	5.1 6.850	2.6 6.400	0 20.950	32									42.200
95.	ELIZEU	Karen	 FANTASTICA-PR	2009	II	E20									5.2 6.850	2.1 6.500	0 20.650	25	5.6 6.650	2.3 6.150	0 20.700	9	41.350
96.	CAETANO	Ana Julia	 TRYADE-SP	2009	II	E7	4.1 6.750	3.3 6.300	0.10 20.350	33	4.1 6.350	2.2 7.100	0.15 19.600	51									39.950
97.	BARBOSA	Heloyza	 TRYADE-SP	2010	II	E7									5.2 7.150	2.5 6.650	0.35 21.150	17	3.7 6.600	2.1 5.950	0 18.350	30	39.500
98.	FIDELES	Luisa	 LBCRC-SC	2010	II		3.8 5.950	2.6 5.950	0.30 18.000	67	4.1 6.000	4.0 6.150	0 20.250	39									38.250
99.	PINTO	Alice	 CETGYM-BA	2010	II	E12									3.1 6.600	2.5 6.000	0 18.200	61					37.550
100.	SANTOS	Julia	 GORBA-BA	2008	II	E21									3.9 5.750	2.1 4.750	0.90 15.600	91					15.600